

# PET PROFESSIONAL MEMBERSHIP

You can join by calling 615.778.0803 or you can print this form and fax to us at 615.778.0149, or mail it to:

Professional Educators of Tennessee  
810 Crescent Centre Drive, Suite 130  
Franklin, TN 37067

- Public School       Private School  
 New Member       Renewal      \_\_\_\_\_ Member number if known

First Name \_\_\_\_\_

Mid Name \_\_\_\_\_

Last Name \_\_\_\_\_

Address 1 \_\_\_\_\_

Address 2 \_\_\_\_\_

City \_\_\_\_\_

State \_\_\_\_\_


Zip Code \_\_\_\_\_


Phone \_\_\_\_\_

Email \_\_\_\_\_

HOME

### PET MEMBERSHIP INCLUDES:


 \$2,000,000 Educator Liability

 \$35,000 Criminal Insurance

 \$1,000 Tutoring Insurance

 \$1,000 Term Life Insurance

 \$10,000 AD&D Insurance

 Special rates on Auto & Home

*The PET Associate/Retiree Membership has No Legal or Liability Coverage.*

### EMPLOYMENT

District / System \_\_\_\_\_

School \_\_\_\_\_

School Phone \_\_\_\_\_

School Email \_\_\_\_\_

Job Title \_\_\_\_\_

Grade Level \_\_\_\_\_

Subjects \_\_\_\_\_

Referred by \_\_\_\_\_

Notes\*: \_\_\_\_\_

\_\_\_\_\_

\_\_\_\_\_

- PET Professional Membership - \$149.00
- PET School Support Membership - \$70.00
- PET Associate/Retiree Membership - \$30.00

 MasterCard

 VISA

 Discover

Card Number \_\_\_\_\_

Exp. Date \_\_\_\_\_ / \_\_\_\_\_

Name on card \_\_\_\_\_

Signature \_\_\_\_\_

\*(Please list billing address for credit card here if different than mailing address listed above)